



NEUROLOGICAL SOCIETY OF INDIA
(www.neurosocietyindia.org)

Newsletter

OFFICERS OF THE SOCIETY

- President
Dr. S. Prabhakar
- President Elect
Dr. V.K. Jain
- Hon. Secretary
Dr. V. Rajshekhar
- Hon. Treasurer
Dr. C.E. Deopujari
- Editor (Neurology India)
Dr. J.M.K. Murthy
- Past Presidents
Dr. B.K. Misra
Dr. V.K. Khosla
- Executive Committee Members
Dr. Deepu Banerji
Dr. R.C. Mishra
Dr. Apoorva Pauranik
Dr. M.A. Aleem
Dr. N. Khandelwal

From the Secretary's desk

Dear Members,

I am happy to inform all of you that the Honorable Court in Jaipur has delivered a judgement in favour of the Society and hence presently there is no hurdle in the holding of the Annual Conference in Jaipur. I request those of you who were awaiting the court order before registering for the Conference in Jaipur to do so now. Nearly 50 CNS members from the USA and other overseas members will participate in the meeting in December.

The highlights of the meeting include orations by Dr Sudesh Prabhakar, President NSI, Dr. Dave Adelson and Dr. Laligam Sekar. For the first time we will have several afternoon symposia which will feature eminent speakers from overseas and India speaking on their areas of expertise. We hope that this new feature of the Conference will help advance knowledge in focused subjects.

There are several amendments to the Byelaws of the Society which were discussed during the mid-term EC meeting in Jaipur in May 2010. These are mentioned in the Newsletter and I request any member who has any comment/objection to these amendments to write to me. The amendments will be discussed in the General Body meeting in December 2010 in Jaipur.

I would also like to draw the attention of sub speciality Executive Committees to my plea (printed in this Newsletter) to reduce the number of meetings held annually to benefit our members and also ease the burden on Organising Secretaries of sub speciality scientific meetings.

Once again I want to remind all members (who have not yet done so) to obtain their Username and Password to access their personal details on the NSI website (www.neurosocietyindia.org) database. These are also needed to submit an abstract for the Annual Conference.

Look forward to seeing you all in Jaipur.

Best wishes for the festive season.

Dr Vedantam Rajshekhar

Hon. Secretary



Correspondence :

Dr. Vedantam Rajshekhar, Professor of Neurosurgery, Department of Neurological Sciences, Christian Medical College, Vellore 632 004, India e-mail : secretary@neurosocietyindia.org

ELIGIBILITY TO PRESENT PAPERS AT ANNUAL CONFERENCES OF NSI

There is some confusion in the minds of members and others about the eligibility to present papers at annual conferences of the Society. Only members (associate or life members) are eligible to present papers.

Membership is conferred after the proposed members' names are presented to the Executive Committee either in the mid term meeting (May/June every year) or in December every year. So those who apply for membership between the two EC meetings will not be eligible to present papers at that year's annual conference. Earlier this rule might have been overlooked. But since the submission is electronic, it involves use of a username and password which are provided only after the membership is conferred and not on submission of the application.

I request all those who would like to propose persons for membership to do so now so that, if eligible, their membership can be confirmed in the December 2010 EC meeting and they can be provided with a username and password. This will avoid disappointment while trying to submit an abstract for the 2011 meeting in Bangalore. The deadline for submission of membership forms is 30 April 2011 to be eligible for presenting papers in December 2011 meeting in Bangalore.

FUTURE ANNUAL CONFERENCES OF NSI

2011 - Bangalore

2012 - New Delhi

JOINT MEETING OF THE NSI AND CNS

59th ANNUAL CONFERENCE OF THE NEUROLOGICAL SOCIETY OF INDIA

will be held at Jaipur from 16 to 19 December 2010

Partner Society CONGRESS OF NEUROLOGICAL SURGEONS, USA

Please mark your calendars and be there to make the Conference a success This is your Society's annual meeting!

For more details please visit www.neurocon2010.com

TRAVELLING FELLOWSHIPS - NSI

Travelling fellowships are available for members of the Society to attend conferences and also to visit different centres in the country.

For eligibility please visit the website (www.neurosocietyindia.org) or write to the Treasurer, NSI.

TRAVELLING FELLOWSHIPS WFNS (I) TRUST

Travelling fellowships are available from the WFNS (I) trust to attend conferences both within India and outside

Please write to Dr. A. K. Banerji, A 3, Sector 26, NOIDA 201301

akb1935@yahoo.com


Forms are available on the NSI website (Download Forms section)

CONGRATULATIONS

Dr PS Ramani has been awarded 2010 BUCY AWARD from USA for outstanding contribution to Neuro & Spinal Surgery.



Cover Picture: 1805 Sepoy Mutiny Memorial Pillar, Vellore.



BIDS FOR HOSTING THE ANNUAL MEETING OF THE NEUROLOGICAL SOCIETY OF INDIA 2013

Bids are invited for hosting the 2013 Annual Meeting of the Society. The bid forms are available on the NSI website. Please note that the last date for sending in the bids is **30 November 2010**. All prospective bidders please note the proposed changes in the financial arrangements for hosting the conference mentioned in the proposed Amendment to Byelaws printed in this Newsletter.

BIDS FOR SYMPOSIA IN THE 2011 ANNUAL CONFERENCE AT BANGALORE

Bids are invited to organize one Neurology and one Neurosurgery Symposium at the Annual Conference of the Society to be held in Bangalore in December 2011. Please send the bids to the Secretary (secretary@neurosocietyindia.org) in the following format.

Subject of Symposium

Proposed coordinator

Proposed speakers

The symposia are usually of 1.5 to 2 hours duration and are held on Day 2 of the Annual Meeting.

VERDICT IN LAW SUIT

The Honorable Civil Court in Jaipur has rejected the plea of Dr R S Mittal to stay the holding of the 59th Annual Conference of the Neurological Society of India in Jaipur from 16 to 19 December 2010. The Executive Committee would like to thank all members who stood by the Society in this difficult period. The EC also places on record its appreciation of the efforts of our lawyers, Mr R N Mathur in particular.

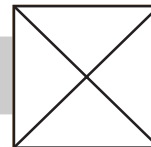
CONDOLENCES

Dr Balaji Sadasivan, Neurosurgeon from Singapore & Past President of the AASNS passed away on 27th September 2010.

PLEA TO SUB SPECIALITY SOCIETIES

I am writing this at the request of several members. Members find it difficult to attend many meetings every year, although they might like to. Feedback from several organizing secretaries of sub speciality meetings also reveals that attracting delegates and support from sponsors for these meetings is becoming increasingly difficult. A solution to these problems is to have scientific meetings of the subspeciality societies in alternate years. In that way we can have a maximum of three subspeciality meetings every year and the NSI meeting. ISSFN has already started biennial meetings. I request other sub speciality society ECs to consider this request seriously. We can all cooperate and have a roster for these meetings so that everyone will benefit.

Vedantam Rajshekhar, Hon. Secretary, NSI



AMENDMENTS TO BYELAWS

The following amendments were proposed during the mid-term EC meeting held in Jaipur on 8th May 2010

1. *Financial arrangements for organizing NSI Annual Conferences* (proposed by Dr. C. Deopujari)

1. The proposed Organising Secretary should submit a proposed budget in the bid document.
2. The EC will authorize the opening of a "NSI Conference (year)" account in a bank at the venue of the conference PAN of the NSI will be used to open this account.
3. This account will be operated by any two of the following.
a Organising Secretary of the Conference: b Treasurer: and c Any other EC member.
4. 50% of the profits from the Conference will be transferred to the host registered Neuro Club/ Society with a PAN after the statement of accounts of the Conference is audited by the Society's auditors.

This arrangement will come into force after the General Body has approved the amendment to the Byelaws in December 2010.


2 *Arbitration Committee* (proposed by Dr. V.S. Mehta)

This committee will interpret rules and regulations of the Society and to arbitrate in case of any grievances of members regarding Society matters.

1. The Arbitration Committee will consist of Two senior past Presidents and One legal person.
 - a. Two past Presidents should have completed their term at least 5 years before the formation of the Committee. The senior of the two Presidents will serve as the Chairman of the Committee. The Presidents should be regular in attending the NSI annual conferences (3 of the last 5 conferences), be in good health, have good administrative experience and stay in India: and
 - b. One legal person A retired Judge (District/Sessions/High Court) or an Advocate appointed by the Society
2. The term of the Committee shall be 5 years.
3. The Committee will be appointed by the Executive Committee.
4. This committee on receiving any representation from any member of the society will meet personally or electronically and shall give its verdict at the earliest unanimously or by majority and the interpretation of the rules by the committee shall be final. Before reaching to the decision the committee shall questions/sought clarifications from the member if any and then from the Secretary/President NSI before giving its verdict.

3. *Organizing Secretary of NSI Annual Conference - Limit of term* (proposed by Dr. C. Deopujari)

A member can be the Organizing Secretary of the NSI Annual Conference only once.



CME Programme

16th December 2010 (Thursday)

Hall I

08.00 am onwards Registration
08.30 - 09.00 Inauguration

COMMON SESSION

9.00 - 10.40 (20 mins talk + 5 mins discussion)

Chairpersons : SR Dharker/ S Prabhakar

- 09.00 Minimally invasive removal of spinal Tumors - *P Mummaneni*
09.25 Sodium and water imbalance in Neuro ICU - *Mathew Joseph*
09.50 Neuromodulation /stimulation for pain - *Ashwini Sharan*
10.15 Neurobiology of radiation & radiation induced neurological complications - *Rakesh Jalali*

TEA BREAK

10.40 - 11.00

CONCURRENT SESSION -1 NEUROSURGERY

11.00 - 12.40 (20 mins talk + 5 mins discussion)

Chairpersons : VK Jain/CE Deopujari

- 11.00 3D transnasal endoscopy for sellar tumors - *Nelson Oyesiku*
11.25 Embryology of CVJ & congenital anomalies - *Dachling Pang*
11.50 Evolution of skull base surgery : the paradigm of skull base meningioma - *Laligam Sekhar*
12.15 The cavernous sinus- in and around - *Ashish Suri*

LUNCH

12.45 - 13.15

CONCURRENT SESSION -2 NEUROSURGERY

13.15 - 14.55 (20 mins talk + 5 mins discussion)

Chairpersons : BK Misra/ S Mathuriya

- 13.15 Giant aneurysm - quo vadis - *Anil Nanda*
13.40 Skull base approaches to cerebral aneurysms - *R N Bhattacharya*
14.05 Cerebral dural AV fistulas & their management - *Harsh Rastogi*
14.30 Surgical management of vertebrobasilar confluence aneurysm (rare) - *Christopher Getch*

CONCURRENT SESSION -3 NEUROSURGERY

IV-NS. Differing Views in Neurosurgery

15.00 - 16.06 [Each speaker 12 minutes - discussion 6 minutes at the end]

Medium Sized Acoustic Schwannoma - Preferred Approach

Chairpersons : S Nair/ Manas Panigrahi

- 15.00 Retrosigmoid Approach - *VK Jain*
15.13 Translabyrinthine Approach - *Suresh Sankhla*
15.25 - 15.31 Discussion

Multilevel Cervical Compressive Myelopathy

Chairpersons : PS Ramani / Alok Ranjan

- 15.35 Posterior Approach -Laminectomy / Laminoplasty - *H Bhartiya*
15.48 Anterior Approach - Corpectomy & Fusion - *Deepu Banerji*
16.00 - 16.06 Discussion

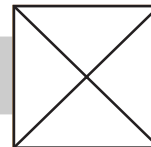
CONCURRENT SESSION -4 NEUROSURGERY

V-NS. How I do it Session

16.10 - 17.10 (speaker 15 mins - discussion 5 mins)

Chairpersons -Discussant [Rana Patir / H Bhartiya /Satnam Singh]

- 16.10 Surgery For Acoustic Schwannoma - *Keki Turel [Rana Patir]*
16.30 Endoscopic Approach to Cranio Cervical Lesions- *YR Yadav [H Bhartiya]*
16.50 Percutaneous Endoscopic Lumbar Discectomy - *Sushil Patkar [Satnam Singh]*



Hall II
CME Program

CONCURRENT SESSION -1 NEUROLOGY

11:00- 12.45 (30 mins talk + 5 mins discussion)

Chairpersons : Ashok Panagarial/ Debashish Choudhary

- 11:00 Uncommon presentation of Neurocysticercosis in India - *Gagandeep Singh*
11:35 Neurosarcoidosis - *Joy Desai*
12.10 CNS Tuberculosis : Evidence based diagnosis & treatment - *L Narsimhan*

LUNCH

12.45 - 13.45

CONCURRENT SESSION -2 NEUROLOGY

13.45 - 14.55 (30 mins talk + 5 mins discussion)

Chairpersons : A A Saiffee / C S Aggarwal

- 13.45 Thunderclap Headaches - *Atul Agrawal*
14.20 Non-surgical (medical) aspects of pituitary lesions - *T N Dubey*

CONCURRENT SESSION -3 NEUROLOGY

15.00 - 16.00 (25 mins talk + 5 mins discussion)

Chairpersons : Sudhir Shah / Mathew Abraham

- 15.00 Neuro-embryology : What a clinician should know - *Atul Goel*
15.30 CIDP - An update with Indian perspective. - *S P Gorthi*

CONCURRENT SESSION -4 NEUROLOGY

16.00-17.00 (25 mins talk + 5 mins discussion)

Chairpersons : P Sancheti / MV Padma

- 16.00 Endovascular treatment options for acute stroke - *Pramod Sethi*
16.30 Tics. - *Raj Puneet Agrawal*

Scientific Programme

Day 1 - 17th December 2010 (Friday)

Concurrent Morning Seminar Hall I

08.00 - 09.20 (15 mins talk + 5 mins discussion)

Chairpersons : Chandrashekhhar Deopujari, Deepu Banerji, Vikram Prabhu

- 08.00 The surgical mysteries of the Enigmatic Posterior Fossa - *Anil Nanda*
08.20 Long Term Natural History of Cranial Tumor Growth in NF2 - *Ashok Asthagiri*
08.40 Surgery for Brainstem Gliomas - *Veer Singh Mehta*
09.00 Cushing's Disease - Management Failures - *Deepu Banerji*

Concurrent Morning Seminar Hall II

08.00 - 09.20 (15 mins talk + 5 mins discussion)

Chairpersons : Praveen Mummaneni, P Sarat Chandra, A K Singh


- 08.00 Posterolateral Approaches for Spine Metastasis - *Michael Groff*
08.20 Evaluation and Treatment of Intraspinial Anomalies Associated with Patients with Spinal Deformity - *Christopher Shaffrey*
08.40 Opening the dorsal median raphe -a safe and anatomical approach for IDIM lesions - *Lokendra Singh*
09.00 Pediatric Intramedullary Spinal tumors - *Chandrashekhhar Deopujari*

Concurrent Morning Seminar Hall III

08.00 - 09.20 (15 mins talk + 5 mins discussion)

Chairpersons : Ashwin Sharan, Ali Rezai, Mathew Abraham

- 08.00 Mesial Temporal Lobe Epilepsy Surgery: Anatomic Landmarks - *Richard Byrne*
08.20 Pediatric Surgical Epilepsy: Indications, Diagnosis, Surgical Techniques and outcomes - *David P Adelson*
08.40 Hydrocephalus and CSF circulation - better understanding and improved treatments - *Jogi Pattisapu*



COMMON SESSION AWARD PAPERS Hall I
09.25 - 10.37 (10 mins talk + 2 mins discussion)

Chairpersons : Apoorva Pauranik, Atul Agarwal

Best paper in Neurology

- 09.25 A double blind, randomized, placebo controlled trial of role of Doxycycline in acute ischemic Stroke- **Satish Kumar V**
09.37 The Role of the Dorsal Anterior Mid-Cingulate Cortex in Cognitive Processing: A Multimodality Investigation - **Sameer A Sheth**
09.49 A study of changes in sleep architecture in Idiopathic Parkinson's disease (IPD), Multiple System Atrophy (MSA) & Progressive Supranuclear Palsy (PSP) patients & a study of the effect of Levodopa on sleep in patients with newly diagnosed IPD - **Teresa Maria Ferreira**

Epilepsy Award Paper

- 10.01 Clinicopathological Factors Influencing Surgical Outcome in Intractable Epilepsy Secondary To Medial Temporal Sclerosis - **Savitr Sastri**

Allied Neurosciences Award Paper

- 10.13 Effect of pre-treatment with a tyrosinekinase inhibitor (PP1) on brain edema and neurological function in an automated cortical cryoinjury model in mice - **Mazda Keki Turel**
10.25 A study of cerebrospinal fluid dynamics in communicating hydrocephalus - **Vidhya Narasimhan**

COMMON SESSION AWARD PAPERS Hall I
10.42 - 11.42 (10 mins talk + 2 mins discussion)

Chairpersons: Chandrashekhar Deopujari, SR Dharker

Best paper in Neurosurgery

- 10.42 Morphometric analysis of posterior cranial fossa in healthy indian adult population and patients with Chiari 1 malformation - **B Rohit**
10.54 Role of Lumbar cerebrospinal fluid drainage for prevention of vasospasm in Aneurysmal Subarachnoid Haemorrhage - **Sachin Anil Borkar**
11.06 Application of magnetic resonance tractography in the perioperative planning of patients with eloquent region intra-axial brain lesions - **Anshul A Bagdia**

Neuro-oncology Award Paper

- 11.18 Higher Topo isomerase 2 alpha gene transcript levels predict better prognosis in GBM patients receiving Temozolomide chemotherapy: Identification of temozolomide as a TOP2A inhibitor - **Arivazhagan A**

Cost -Effective Management Award Paper

- 11.30 Transforming Neurosurgical Healthcare Delivery in Rural Areas by Use of Integrated Call Center(s) - **Deepak Agarwal**

11.45 - 12.45

Presidential Oration Hall I

Chairpersons : Suresh Nair, Ashok Pangariya
Introduction : Gagandeep Singh
Orator : S Prabhakar

12.45 - 13.35

Lunch and POSTER SESSION

Walking Poster - I

Chairpersons: TBA

Anterior cervical extraoral approach to lesion of the C2 vertebra using minimally invasive surgical technique: Technical Note and Case Report - **Reena Baweja**

Anterior atlanto axial fixation using a midline screw plate system: A clinical series with long term follow up - **V S S V Prasad**

Bilateral charcot arthropathy of shoulder secondary to syringomyelia: an unusual case report - **Rashim Kataria**

Bow Hunter's Stroke (BHS): A rare presentation of Cranio-Vertebral Junction (CVJ) anomaly - **Sathwik R Shetty**

Extreme lateral minimal access thoracic and lumbar corpectomy - **Melissa Macias**

Microlumbar disectomy without microscope: our experience - **Krishna Hari Sharma**

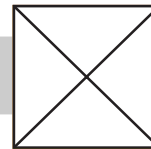
OALL with cervical spine injury - **M Vikram**

Posterior cervical fusion with interspinous K wire construct: technique and evaluation of outcome - **Amit Thapa**

Spinal Dumbbell Cavernous hemangioma - **K Selva Muthu Kumaran**

Minimal invasive fusion procedures and perioperative analgesia requirements - **Stefanos D Pichas**

Role of decompressive surgery in post-traumatic cerebral infarcts - **Nagesh Varshney**



- Analysis of the predictors of surgical outcome in 85 cases with posterior communicating artery aneurysms - *Jaspreet Singh Dil*
Bilateral intracranial and spinal subdural hematoma (SDH) presenting as bilateral sciatica - *M B Pranesh*
Bilateral medial medullary infarction presenting as mute state - *B Prakash*
Bilateral multiple intracranial aneurysms via unilateral approach - *Raj S Chandran*
Indirect revascularization for Moyamoya disease - *P S Harinivas*
Isolated 6th nerve palsy: an unusual presentation of Takayasu Arteritis - *Deepika Joshi*
Remote site intracranial haemorrhage - *Sachin Anil Borkar*
Role of CT Angiography in vascular surgery for beginners - *M Vikram*
Role of Simvastatin in prevention of vasospasm and improving functional outcome after aneurysmal subarachnoid hemorrhage: Interim results of a randomized placebo controlled trial - *Sumit Sinha*
Stereotactic aspiration for spontaneous intracerebral hemorrhage - *Dattaprasanna B Katikar*
Surgical techniques in approaching distal anterior cerebral artery (DACA) aneurysms - *Rajkamal*
Neuroimage- Vein of Galen malformations - *Ashok Kumar*
Sleep health in general population- a pilot study - *Bindu Menon*
Portable mobile computed tomography in Neuro-Trauma intensive care unit: Usefulness as a bedside intracranial morphological monitoring tool - *Deepak Gupta*
Rare case of self-inflicted impalement injury to head with complete preservation of consciousness - *Ashis Patnaik*
Traumatic quadriplegia- Indian Experience at a Level-I Trauma Centre - *Deepak Agarwal*
Decompressive Craniectomy in the Management of Severe Traumatic Brain injury - *Khalil Issac Mathai*
Extratemporal epilepsy surgery - *Sangeeta H Ravat*
Paediatric epilepsy surgery - Analysis of indications, techniques and outcomes - *Susheel Wadhwa*

13.35- 14.35

Prof. PN Tandon Oration Hall I

Chairpersons : *Veer Singh Mehta, AK Singh*

Introduction : TBA

Orator : *David P Adelson*

Individualized Medicine and an Evolving Paradigm for Clinical Neurosciences

14.40 EXECUTIVE COMMITTEE MEETING

Concurrent Afternoon Seminars Hall I

14.40 - 16.00 (15 mins talk + 5 mins discussion)

Chairpersons: *Ashok Asthagiri, Veer Singh Mehta, Hemant Bhartiya*

- 14.40 Endonasal approaches to the anterior skull base - *Vikram Prabhu*
15.00 Middle turbinate preservation in endoscopic endonasal transphenoidal surgery: a combined anatomic and clinical study - *Bharat Guthikonda*
15.20 Extended frontobasal approach - *Sanjay Behari*
15.40 Pre meatal- petroclival meningioma - *Suresh Nair*

Concurrent Afternoon Seminars Hall II

14.40 - 16.00 (15 mins talk + 5 mins discussion)

Chairpersons: *Michael Groff, Lokendra Singh, Sanjay Behari*


- 14.40 Spinopelvic biomechanics and fixation of the sacrum and pelvis - *Praveen Mummaneni*
15.00 360° instrumented fusion for dorsal spinal instability - *P Sarat Chandra*
15.20 Adult degenerative spine - when to instrument - *A K Singh*
15.40 Atlanto-axial fixation techniques - *Michael Groff*

Concurrent Afternoon Seminars Hall III

14.40 - 16.00 (15 mins talk + 5 mins discussion)

Chairpersons: *David P Adelson, Pattisapu Jogi, Daljit Singh*

- 14.40 Peripheral nerve stimulation for chronic pain: A simple solution for a complex problem - *Deogaonkar Milind*
15.00 Neurostimulation for epilepsy - *Ashwini Sharan*
15.20 Functional neurosurgery - DBS for Psychiatric conditions? - *Ali Rezai*
15.40 Surgery for temporal lobe epilepsy: An institutional experience of more than 800 cases - *Mathew Abraham*



MCQ Test 16.00-17.00

Concurrent Free paper session I: Vascular Hall I

16.05 - 17.05 (8 mins talk + 2 mins discussion)

Chairpersons: S N Mathuriya, Atul Goel

- 16.05 Anterior Communicating Artery Aneurysms: Appraisal Of Surgical Management - **M Ganesh Kumar**
- 16.15 Treatment of Aneurysms of the Middle Cerebral Artery: Silk Ligation as a Developing Country Alternative - **Jaspreet Singh Dil**
- 16.25 Posterior inferior cerebellar artery (PICA) aneurysms: Surgical strategies - **Sanjay Behari**
- 16.35 One stage surgery for multiple intracranial aneurysms - **S Sampath**
- 16.45 Long-term outcome in patients undergoing clipping of intracranial aneurysms - **Sandeep Mohindra**
- 16.55 Microsurgical Treatment of High Complexity Basilar Apex Aneurysms - **Lissa Baird**

Concurrent Free paper session I: Spine Hall II

16.05 - 17.05 (8 mins talk + 2 mins discussion)

Chairpersons: Sanjiv Sinha, Satnam Chhabra

- 16.05 Posterior Cervical Stabilization with Polyaxial Screw-Rod System- Advantages and Pitfalls. - **Muthu Kumar**
- 16.15 Analysis of the three United States FDA-IDE Cervical Arthroplasty Trials - **Jau-ching Wu**
- 16.25 Experience with expandable distraction cages in cervical spine surgery. - **Anil Kumar**
- 16.35 Titanium spacers in operative treatment of degenerative disease of subaxial cervical spine: Do we need - **V S S V Prasad**
- 16.45 The Use of Metrx Tubular Retractor System (Medtronic) in the Management of Pathologies in the craniospinal axis: Experience From a Single Centre - **Reena Baweja**
- 16.55 Minimally invasive approach for cervical disc disease with radiculopathy - **K M Bopanna**

Concurrent Free paper session I: Neuro-oncology Hall III

16.05 - 17.05 (8 mins talk + 2 mins discussion)

Chairpersons: Suresh Sankhla, S Chatterjee

- 16.05 Post-operative Diabetes Insipidus (DI) in Craniopharyngioma- predictors and early course - **R Pratheesh**
- 16.15 Intraventricular tumors "Our Experience" - **Vernon Velho**
- 16.25 Olfactory groove meningiomas in adults-a study series - **Sudheesh Ramachandran**
- 16.35 Interhemispheric Epidermoids. An Uncommon Lesion in an Uncommon location: A report of 15 Cases - **Dhananjaya I Bhat**
- 16.45 Pleomorphic Xanthoastroctoma (PXA)- Significance of a histopathological diagnosis - **V V Radhakrishnanan**
- 16.55 Fluid-fluid level in pituitary tumors: Analysis of management of 106 cases - **Shradha Maheshwari**

Concurrent Free paper session I: Miscellaneous Neurology Hall IV

16.05 - 17.05 (8 mins talk + 2 mins discussion)

Chairpersons: Dinesh Sharma, I Anand

- 16.05 Power of mind - **Rajiv Anand**
- 16.15 Effect of Music Therapy as Complementary treatment in Comatose Patients - **S M Anil**
- 16.25 An evidence against bradycardia as an indicator of raised intracranial pressure - **Amit Thapa**
- 16.35 Diagnosis and management of Normal Pressure Hydrocephalus in Parkinson's Disease - **Abhijit Kumar**
- 16.45 Ptosis and ophthalmoplegia as initial manifestation of Guillain Barre syndrome - **Sanjay Pandey**
- 16.55 Recurrent GBS: A series of seven cases - **Surya Prakash Patidar**

17.10 - 18.10

Live Surgery from US - "Skull Base Surgery" Hall I

Convener : S.K Gupta, Saleem Abdulrauf

**** Concurrent Free paper session II: Vascular Hall I ****

18.15 - 19.15 (8 mins talk + 2 mins discussion)

Chairpersons: Sanjay Behari, Vernon Velho

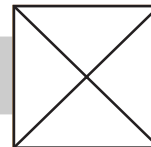
- 18.15 Clip on wrap/wrap clipping for intracranial aneurysm in difficult situations - **S N Mathuriya**
- 18.25 Flow Diverter Neuroendovascular Stents- Reconstructive Endovascular treatment of Intracranial Aneurysms-Single Centre Experience - **Girish Rajpal**
- 18.35 Intra-operative cerebral angiography using Indocyanine Green: does it worth the mention? - **Rahul Gupta**
- 18.45 Surgery for arteriovenous malformations - **Atul Goel**
- 18.55 An Institutional Experience in the Management of Brainstem Cavernomas - **C V Gopalakrishnan**
- 19.05 Cavernous malformation of brainstem, thalamus and basal ganglia- a series of 176 patients - **Paritosh Pandey**

**** Concurrent Free paper session II: Spine Hall II ****

18.15 - 19.15 (8 mins talk + 2 mins discussion)

Chairpersons: Atul Goel, Lokendra Singh

- 18.15 Management of axis fractures - Anil Pande**



- 18.25 Fracture of Odontoid process of Axis-Anterior Screw fixation - *Sanjiv Sinha*
18.35 Evolution Of Craniovertebral Surgery: Our Journey From Contoured Rod To Distraction Joint Realignment Technique - *Kiran M*
18.45 Atlanto-occipital Dislocation: A Case Series Elucidating the Need for Heightened Suspicion in Trauma Patients - *Abhishiek Sharma*
18.55 Anterior Stabilization through Minimal Access Thoracic and Lumbar Corpectomy - *Mathew Alexander*
19.05 Management of Unstable fractures of Thoracic and Lumbar vertebrae using anterior approach - *Uday Bhaumik*

**** Concurrent Free paper session II: Neuro-oncology Hall III ****

18.15 - 19.15 (8 mins talk + 2 mins discussion)

Chairpersons: K E Turel, Sudhir Dubey

- 18.15 Pure Endoscopic Endonasal Approach For Pituitary Adenomas: Early Surgical Results and Review of Literature - *Suresh Sankhla*
18.25 Endoscopic Pituitary Surgery - Paradigm Shift - *Sudhir Dubey*
18.35 Endoscopic endonasal surgical resection of tumors of the medial orbital apex - *Arun T Jacob*
18.45 Neuroendoscopy - beyond third ventriculostomy (Neuro-endoscopic management of intra-ventricular lesions) - *K K Bansal*
18.55 Endoscopic Transsphenoidal Surgery for Cushing's Disease: Results and Clinical Outcomes - *Fadi Delly*

**** Concurrent Free paper session II: Miscellaneous Neurology Hall IV ****

18.15 - 19.15 (8 mins talk + 2 mins discussion)

Chairpersons: Rajiv Anand, Anjani Sharma

- 18.15 Camptocormia in hypokalemia - *S Ramesh Kannan*
18.25 Congenital muscular dystrophies: a clinical and histopathological study in 83 patients - *A Nalini*
18.35 C-Reactive protein correlated with extent of carotid atherosclerosis -A hospital based study - *Biswajit paul*
18.45 Bone mineral density in ambulatory patients on antiepileptic drugs - *Dhananjay Duberkar*
18.55 Viral encephalitis- a retrospective study from patients in a tertiary care centre from south India - *Manoj Kumar Goyal*
20.00 Dinner
Venue : *Sisodia Rani Garden*

**** This session may start earlier in case live surgery session is over early ****

Day 2 - 18th December 2010 (Saturday)

07.00 onwards Registration

Concurrent Morning Seminar Hall I

08.00 - 09.20 (15 mins talk + 5 mins discussion)

Chairpersons: Azeem Syed, Keki Turel, V S Mehta

- 08.00 The intra operative ICG video angiography in brain tumors - *Giovanni Broggi*
08.20 Role of Intraoperative MRI (iMRI) with cortical and subcortical mapping in the resection of tumors in eloquent brain - *Sujith Prabhu*
08.40 Difficult intracranial Meningiomas - Surgical management - *S K Gupta*
09.00 Surgery for posterior third ventricular lesions - endoscopic versus craniotomy - *Manas Panigrahi*

Concurrent Morning Seminar Hall II

08.00 - 09.20 (15 mins talk + 5 mins discussion)

Chairpersons: Marjorie Wang, Sanjiv Sinha, Vedantam Rajshekhar


- 08.00 Minimally Invasive Spine Surgery - *Vinay Deshmukh*
08.20 Longterm prospective analysis of minimally invasive TLIF - *Girish Hiremath*
08.40 Endoscopic Approach to Lumbar Disc Prolapse and stenosis - *Satnam chhabra*
09.00 Minimally Invasive Surgery for Anterior Skull Base Tumors - *Murali Guthikonda*

Concurrent Morning Seminar Hall III

08.00 - 09.20 (15 mins talk + 5 mins discussion)

Chairpersons: Ketan Bulsara, Suresh mathuriya, Basant K Misra

- 08.00 Modality of treatment for poor grade aneurysman SAH - *Ashish Suri*
08.20 Technical Nuances in Surgery for Cerebral Vascular Malformations - *Saleem Abdulrauf*
08.40 Middle cerebral artery aneurysms: clipping by Transciliary keyhole surgery - *Harjinder Singh Bhatoo*
09.00 Surgery for AVM - *Atul Goel*



Concurrent Free paper session III: Vascular Hall I
09.25 - 10.25 (8 mins talk + 2 mins discussion)

Chairpersons: *S Kumaravelu, Y R Yadav*

- 09.25 On the origins of cerebral aneurysms - *Haim Ezer*
- 09.35 Outcome in patients with poor grade subarachnoid hemorrhage - *Rajneesh Kachhara*
- 09.45 Microsurgery of giant intracranial aneurysms - *B K Misra*
- 09.55 Finite element analysis of cerebral vasospasm: Evaluating the role of hemodilution in altering cerebral oxygen delivery - *Prashant Chittiboina*
- 10.05 Initial experience with endovascular therapies in Multiple Sclerosis - *Vikas Gupta*

Concurrent Free paper session III: Spine Hall II
09.25 - 10.25 (8 mins talk + 2 mins discussion)

Chairpersons: *P P S Mathew, Girish K Hiremath*

- 09.25 Lumbar Degenerative Disc Disease (LDDD) Treatment Options - *Sarla Menon*
- 09.35 Lumbar disc prolapse with sciatica: the role of supervised physiotherapy regimen in avoiding surgery - *Shaswat Mishra*
- 09.45 Change in degree of SLRT at one week after surgery as a predictor of long-term outcome in patients undergoing lumbar discectomy - *Ipe V George*
- 09.55 Cauda equina syndrome-A retrospective study - *Rakshith Kumar Shetty*
- 10.05 Microsurgical internal decompression of lumbar spinal stenosis -analysis of outcome - *Uday B Andar*
- 10.15 Spinous process osteotomy and laminectomy is a better alternative for conventional laminectomy - *Kodeeswaran M*

Concurrent Free paper session III : Neuro-oncology Hall III
09.25 - 10.25 (8 mins talk + 2 mins discussion)

Chairpersons: *A N Jha, Deepu Banerji*

- 09.25 Intraoperative monitoring and facial nerve functional outcome after vestibular schwannoma surgery - *Gautam Singh*
- 09.35 Technical issues in vestibular schwannoma surgery: video presentation - *Suresh Nair*
- 09.45 Cystic Vestibular Schwannomas: An Institutional Experience over 10 years - *Sachin Sampat Baldawa*
- 09.55 CP Angle epidermoid : An analysis of 39 cases - *P Mahesh Chaudhari*
- 10.05 Surgery of Petroclival Meningioma: Towards better Quality of Life - *Warade Abhilit Gajanan Rao*
- 10.15 Surgery for thalamic lesions - Experience with Microsurgical Trans sylvian approach - *R C Misra*

Concurrent Free paper session III: Miscellaneous Hall IV
09.25 - 10.25 (8 mins talk + 2 mins discussion)

Chairpersons: *C M Sharma, S Prabhakar*

- 09.25 Changing trends of central nervous system fungal infections - *I Anand*
- 09.35 Clinical profile of seizure in elderly - *Masaraf Hussain*
- 09.45 Gait Analysis in Normal Pressure Hydrocephalus (NPH): Which Parameters respond to the Cerebrospinal Fluid (CSF) Tap Test? - *Abhishek Srivastava*
- 09.55 Pallidal surgery for secondary dystonia - *Milind S Sankhe*
- 10.05 Chronic regional pain syndrome: A report of 3 cases - *Sanjeev Dua*
- 10.15 GFAP, YKL-40 and S100b lack specificity as biomarkers of glioma-initiating cells - *Bawarjan Schatlo*

Concurrent Free paper session IV: Vascular Hall I
10.30 - 11.30 (8 mins talk + 2 mins discussion)

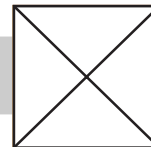
Chairpersons: *Rajneesh Kachhara, S Sampath*

- 10.30 Results of Stereotactic Evacuation of Spontaneous Deep Intracerebral Hematoma with Comparison to Other Surgical Methods - *Amitabha Chanda*
- 10.40 Newer technique for treatment of intracerebral hematomas -endoscopic approach - *Amitabh Gupta*
- 10.50 A new minimally invasive tubular brain retractor system for surgery of deep intracerebral hematoma - *Y R Yadav*
- 11.00 Intracerebral hemorrhage - A Multiple Regression analysis - *Stefanos D Pichas*
- 11.10 Nonpuerperal Cerebral Venous Thrombosis - *S Kumaravelu*
- 11.20 Contribution of Prothrombotic states to Ischemic stroke in young in the North Indians - *Dheeraj Khurana*

Concurrent Free paper session IV: Spine Hall II
10.30 - 11.30 (8 mins talk + 2 mins discussion)

Chairpersons: *Sarla Menon, Uday B Andar*

- 10.30 Neuroendoscopy of spine-outcome analysis - *Vidya Sagar G*
- 10.40 Endoscopic Discectomy & Conventional Laminectomy and Discectomy - *K Eliyas Basha*
- 10.50 Experience with minimally invasive lumbar spinal surgery - *Priyamvada K*
- 11.00 Minimally invasive procedures of spine using X-tube : our experience - *Nitin Garg*
- 11.10 Minimally invasive technique for Posterolateral Fusion - *Mudit Sharma*
- 11.20 Long-term prospective analysis of minimally invasive transforaminal lumbar interbody fusion and percutaneous pedicle screw placement - *Girish K Hiremath*



Concurrent Free paper session IV: Neuro-oncology Hall III

10.30 - 11.30 (8 mins talk + 2 mins discussion)

Chairpersons: Suresh Nair, R C Mishra

- 10.30 Role of magnetic resonance spectroscopy in grading of gliomas - **C Goutham**
10.40 Comparison of MRI based techniques in surgical resection of tumors in the eloquent brain: Maximizing safety and improving outcomes - **Surbhi Jain**
10.50 Role of real time fibre tracking / tractography in surgery of supratentorial intraaxial lesions using preoperative and intraoperative magnetic resonance imaging: an early experience - **A N Jha**
11.00 Fiber tracts and neuronavigation - **A H Shah**
11.10 Use of Intra-Operative Ultrasound in Neurosurgery- Our Experience - **Pranav Ghodgaonkar**
11.20 Molecular Genetics of Meningioma Our series - **K E Turel**

Concurrent Free paper session IV: Radio-Surgery Hall IV

10.30 - 11.30 (8 mins talk + 2 mins discussion)

Chairpersons: Milind S. Sankhe, Sanjeev Dua

- 10.30 Gammaknife Radiosurgery for Trigeminal Neuralgia: An experience from NIMHANS Gammaknife center - **Manish Ranjan**
10.40 Gamma Knife Stereotactic Radiosurgery for Trigeminal Neuralgia: Long-term Follow Up and Differential Radiosurgical Response - **Curtis Worthington**
10.50 Timing of Radiosurgery to the Resection cavity in the Management of Brain Metastases - **Jay Jagannathan**
11.00 Cyber knife therapy- preliminary experience - **Siddharth Ghosh**
11.10 A Comprehensive Review of Magnetic Resonance Imaging Changes following Radiosurgery in Intra-cerebral Metastases - **Toral Patel**
11.20 Survival After Surgery and SRS on Single Intracranial Metastasis and SRS Alone on Synchronous Intracranial Metastatic Lesions - **Timothy Smith**

11.35 - 12.35

Prof. Jacob Chandy Oration Hall I

Chairpersons : V Rajshekhar, K E Turel

Introduction: : TBA

Orator : Laligam Sekhar

Cerebral Bypasses and Intracranial Stents for the treatment of complex Brain Aneurysms


12.35 - 13.30

Lunch and POSTER SESSION

Walking Poster - II

Chairpersons: TBA

- A rare case of intramedullary spinal TB abscess - **N Saravanan**
An interesting case of brain abscess in pregnancy - **K S Thirumurthy**
Calvarial tuberculosis - **Rajiv Kumar**
Hansen's disease presenting as tenosynovitis - **Deepika Joshi**
Left temporal giant neurocysticercus cyst mimicking cystic glioma - **K Maheshwar**
Long segment spinal epidural abscess- a case report - **M Manoranjitha Kumari**
Pituitary abscess mimicking an apoplexy - **A Prem Prakash**
Spinal neurocysticercosis - **P Mahesh Chaudhari**
Unusual presentation of isolated fourth ventricular neurocysticercosis - **Pari Kodaiarasan**
Adult Craniopharyngioma - an alternative approach to the treatment of a 'baffling' problem - **Gazanfar Rahmathulla**
Bilateral "Mirror" cystic meningiomas - A rare radiological presentation - **Hrishikesh Sarkar**
Case report of meningeal hemangiopericytoma with extracranial extension with early lung metastasis in 15 yrs male child and role of chemotherapy - **G Rajkumar**
Cerebellar glioblastoma multiforme - A rare case - **I Mohamed Abith Ali**
Diffuse neurocutaneous melanocytosis : A case report & review of literature - **Dharmesh K Prajapati**
Foramen magnum meningioma - **Suresh Nair**
Intracranial presentation of teratocarcinosarcoma- an unusual case - **Devendra Kumar Tyagi**
Intraoperative monitoring of cranial nerves in cerebellopontine angle tumor surgery - **Arvind Kumar Srivastava**
Jugular foramen tumours - our experience - **S Sivakumar**
Management of meningiomas of anterior skull base - **Vernon Velho**
Posterior fossa tumors - Perioperative outcomes with emphasis on wound complications and management of the associated hydrocephalus - **Aliasgar Moiyadi**



Recurrent meningiomas - **Dank Anand Sudhakar Rao**

Unusual case of choroid plexus papilloma with giant congenital melanocytic hairy nevus - **R K Dua**

An adult tethered cord syndrome with giant lumbosacral dermoid cyst : A rare case report - **N Raghunathan**

Cranial primary Osteosarcoma - experience with two rare difficult cases - **Banu Prakash A.S**

Prolapse of shunt tube from gastro intestinal tract - **Pankaj Kumar Upadhyay**

Role of Neuroendoscopy in the management of multiloculated hydrocephalus and subdural collections in children less than one year of age - **Sanjay Gupta**

Terminal spinal tumours in paediatric age group - **Pankaj Kumar Upadhyay**

Craniosynostosis: Results of team approach - **Prakash Singh**

Ependymal cysts: varied presentations at different locations of neuraxis - **Rakesh Ranjan**

Large spinal extradural arachnoid cyst-A case report - **Krishna Hari Sharma**

Lateral sacral lipomyelomeningocele - **S Balamurugan**

Concurrent Free paper session V: Epilepsy Hall I

13.30 - 14.30 (8 mins talk + 2 mins discussion)

Chairpersons : Mathew Abraham, P Sarat Chandra

13.30 Epilepsy awareness among school children: Health education training needs assessment - **Kiran Bala**

13.40 Motor preserving hemispheric disconnection - The surgical strategy for hemispheric refractory seizures with preserved motor function - **Mathew Abraham**

13.50 Outcome of extra-temporal epilepsy surgery after evaluation with a non-invasive protocol - **Manas Panigrahi**

14.00 Surgical Treatment of Status Epilepticus in Children - **Sanjiv Bhatia**

14.10 Paediatric epilepsy surgery - Analysis of indications, techniques and outcomes - **Susheel Wadhwa**

14.20 Avoidance of Complications in Epilepsy Surgery - **M.Bhaskara Rao**

Concurrent Free paper session V: Spine Hall II

13.30 - 14.30 (8 mins talk + 2 mins discussion)

Chairpersons: Vyom Bhargava, Chhitij Srivastava

13.30 Management Of Intraspinial Tumours - **Basant Kumar Baishya**

13.40 Surgical strategies in management of holocord tumours in children : experience of 12 cases - **S Chatterjee**

13.50 CIIMS experience of IDIM lesions - **Lokendra Singh**

14.00 Endoportals Transforaminal Approach to Spinal Dumbbell Schwannomas - A Novel Minimally Invasive Approach - **Karanjit Singh Narang**

14.10 Sacral Chordoma- our experience - **Alok Ranjan**

14.20 Coccygectomy for coccydynia - our experience - **I Mohamed Abith Ali**

Concurrent Free paper session V : Neuro-oncology Hall III

13.30 - 14.30 (8 mins talk + 2 mins discussion)

Chairpersons: B K Misra, Ketan Bulsara

13.30 Primary central nervous system lymphoma (PCNL) - clinicopathological analysis over a period of twelve years - **Hrishikesh Sarkar**

13.40 Evaluation of INI 1 gene status in primary CNS primitive embryonal tumors - an institutional experience. - **Prakash M Shetty**

13.50 Feasibility of laser interstitial thermal therapy with real-time mr thermography for critically placed brain tumors - **Michael Schulder**

14.00 Peritumoral oedema in cases of meningiomas : pathoradiological correlation in a prospective study. Any management implication? - **Sudipkumar Sengupta**

14.10 Our experience of pre operative embolization of intracranial, skull base, spinal tumors - **Yashpal Singh Bundela**

Concurrent Free paper session V: Infection Hall IV

13.30 - 14.30 (8 mins talk + 2 mins discussion)

Chairpersons: R M Dhamija, P K Sethi

13.30 Surgical Management of Central Nervous System Infections - Ecstasy and Agony: A single Neurosurgeon's experience - **Pari Kodairasan**

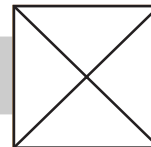
13.40 Falcotentorial subdural empyema: analysis of 10 cases - **Pravin Salunke**

13.50 Cranial fungal granuloma - case series - **Banu Prakash A S**

14.00 Use of neuro-radiology in the diagnosis and management tuberculous meningitis - **Hariprakash Chakravarthy**

14.10 Study of cytokine profile in patients with tuberculous meningitis and its correlation with disease activity - **Human Prasad Sinha**

14.20 JIPMER Neuro-HIV Registry: Comparison of CD4 counts in nervous system manifestations of HIV - **Sunil K Narayan**



Concurrent Afternoon Seminars Hall I

14.35 - 15.55 (15 mins talk + 5 mins discussion)

Chairpersons: Sujith Prabhu, Manas Panigrahi, S K Gupta

- 14.35** Glioblastoma Multiforme: Measures of Success and Failure - **Mark Malkin**
- 14.55** Intracranial dural metastasis - **Azeem Syed**
- 15.15** Current trends in the Management of Malignant Gliomas - **Keki Turel**
- 15.35** NSI Guidelines for Management of Newly Diagnosed GBM - **V S Mehta**

Concurrent Afternoon Seminars Hall II

14.35 - 15.55 (15 mins talk + 5 mins discussion)

Chairpersons: Vinay Deshmukh, P P S Mathur, Satnam Chhabra

- 14.35** Cervical Spondylotic Myelopathy: Is there a best strategy? - **Zoher Ghogawala**
- 14.55** Expectations and outcomes after cervical spine surgery for degenerative changes - **Marjorie Wang**
- 15.15** Laminoplasty in Cervical Canal Stenosis - **Sanjiv Sinha**
- 15.35** Functional and quality of life outcomes following central corpectomy for Cervical spondylotic myelopathy - **Vedantam Rajshekhar**

Concurrent Afternoon Seminars Hall III

14.35 - 15.55 (15 mins talk + 5 mins discussion)

Chairpersons: Saleem Abdulrauf, Harjinder Singh Bhatoe, Atul Goel

- 14.35** The Marriage of Quality and Economics in Neurosurgical Private Practice - **Alan Scarrow**
- 14.55** Aneurysm Recurrence Management Following Coiling: The Utility of the Clip-Coil Ratio - **Ketan Bulsara**
- 15.15** Important practical steps in basic management and techniques in intracranial aneurysms - **Suresh Mathuriya**
- 15.35** Aneurysms not Amenable to Endovascular Treatment - **Basant K Misra**

16.00 - 18.00 Symposium : Spinal Dysraphism Hall I

Moderators: Chandrashekhar Deopujari, Ajay Sharma

- 16.00** Opening Remarks
- 16.05** Overview, brief embryology, and classification of spinal dysraphism - **Dachling Pang**
- 16.25** Open neural tube defects : spectrum, treatment and pitfalls - **N Muthukumar**
- 16.35** Spinal lipomas - **Dachling Pang**
- 16.55** Split cord malformations - **Ashok Mahapatra**
- 17.05** Limited dorsal myeloschisis (LDM), including cervical myelomeningocele - **BChidambaram**
- 17.15** Miscellaneous lesions : Cutaneous markers, Sinus and dermoids, Retethering, Associated Hydrocephalous - **N.K.Venkatramana**
- 17.30:** Surgical Strategies & Value of Intraoperative monitoring for spinal dysraphism - **Sandip Chatterji.**
- 17.45:** Question and answer session

16.00 - 18.00 Symposium : Diagnosis and management of Dystonia Hall II

Moderators: Rupam Borgohain, Vinay Goyal

16.00 - 17.00 (25mins talk and 5mins discussion)

- 16.00** Approach to dystonia and what is new in dystonia - **Kailash Bhatia**
- 16.30** Surgical management of dystonia - **Joachim Krauss**

17.00 - 18.00 (12mins talk and 3 mins discussion)

- 17.00** Surgical treatment of dystonia-Indian perspective - **Milind Sankhe**
- 17.15** Genetics in dystonia - **Jharna Ray**
- 17.30** Medical management of dystonia - **Pramod Pal**
- 17.45** Botulinum toxin in management of dystonia - **Charulata Sankhla**

16.00-18.00 Symposium :Recent advances in biology and therapeutic aspects of malignant gliomas Hall III


16.00 - 18.00 (25 mins talk + 20 mins discussion at the end)

Moderators: Chitra Sarkar, Mark Malkin

- 16.00** Surgery in malignant gliomas - from futility to fruitition - **Anandh Balasubramaniam**
- 16.25** Clinical implications of molecular markers in malignant gliomas - Current status - **Chitra Sarkar**
- 16.50** Impact of glioblastoma biomarker discovery in basic and translational research - **Vani Santosh**
- 17.15** Advances in adjuvant therapies for malignant gliomas and quality of life - **Rakesh Jalali**
- 17.40** Discussion

18.00 GENERAL BODY MEETING Hall I

20.00 Dinner Venue : Skipper's County



Day 3 - 19th December 2010 (Sunday)

Concurrent Morning Seminar Hall I

08.00 - 09.20 (15 mins talk + 5 mins discussion)

Chairpersons: V Rajshekhar, M Bhaskara Rao, Shekar Kurpad

08.00 Management of brachial plexus injuries in 2010 - *Rajiv Midha*

08.20 Correction of fixed complex Craniovertebral Junction Anomalies via 'Posterior Only' Approach - *S K Rajan*

08.40 Role of hypertonic saline in treatment of head injury - *Rajesh Acharya*

09.00 Damage control Neurosurgery - *Sanjeev Dua*

Concurrent Morning Seminar Hall II

08.00 - 09.20 (15 mins talk + 5 mins discussion)

Chairpersons: Vinay Deshmukh, V K Khosla, Rajiv Midha

08.00 Frontiers in the treatment of spinal cord injury and disease - *Shekar Kurpad*

08.20 Thoracolumbar Fractures: Surgical Management - *Srinivas Prasad*

08.40 Odontoid screw fixation for fracture odontoid - *Vivek Joseph*

09.00 A Brave New Frontier - Nanomedicine - *Atom Sarkar*

Concurrent Morning Seminar Hall III

08.00 - 09.20

Chairpersons: Rajendra Prasad, V S Mehta

08.00 Introduction to The Indian Head Injury Foundation - *Rajendra Prasad*

(12 mins talk + 3 mins discussion)

08.05 Management of adult Head Injuries - *Raj Narayan*

08.20 Management of pediatric Head Injuries: How are they different from Adults - *Jogi Pattisapu*

08.35 Chairperson's comments and Question and Answer session

(30 mins talk + 10 mins discussion)

08.40 Invasive Monitoring in Epilepsy: Past, Present, and Future - *Dennis Spencer*

How I do it video session Hall I

09.25 - 10.25 (7 mins talk + 11 mins discussion at the end)

Chairpersons: V K Jain, Hemant Bhartiya

09.25 Lumbar Spinal Stabilization with "IN SPACE" - *P S Ramani*

09.32 Acoustic Neuroma - *Basant K Misra*

09.39 Cervical Corpectomy - *V Rajshekhar*

09.46 Endoscopic Pituitary Surgery - *Deepu Banerji*

09.53 Petroclival Meningioma - *Suresh Nair*

10.00 Endoscopic Surgery for Intracranial lesions - *Ashish Suri*

10.07 Endoscopic endonasal excision of suprasellar lesions - *Chandrashekhar Deopujari*

Concurrent Free paper session VI: Stereotaxy Hall I

10.30 - 11.30 (8 mins talk + 2 mins discussion)

Chairpersons: V Rajshekhar, Mathew Abraham

10.30 Minimally Invasive stereotactic evacuation of spontaneous intracranial hematomas (SICH) - *Sachin Goel*

10.40 Neuronavigation guided surgery in various intracranial lesions: efficacy & disadvantages - *Karam Chand*

10.50 Stereotactic thalamotomy in syndromic tremor - *Dwarakanath Srinivas*

11.00 Rate of recurrence following stereotactic aspiration of colloid cysts of third ventricle - *V Rajshekhar*

11.10 Subthalamic nucleus localisation in deep brain stimulation: comparison of techniques and Outcome - *Amit Sadashiv Dhakoji*

Concurrent Free paper session VI: Spine & Peripheral Nerves Hall II

10.30 - 11.30 (8 mins talk + 2 mins discussion)

Chairpersons: S Chatterjee, H Bagaria

10.30 Efficacy of Multidimensional neurosurgical imaging system in traumatic spinal injuries : Learning curve and lessons learnt - technical keynote - *Deepak Gupta*

10.40 Tuberculosis of spine : Management & outcome of 174 cases - *F B Singh*

10.50 Microsurgical outcome of post-traumatic brachial plexus lesions- an experience of 100 cases - *Sumit Sinha*

11.00 Primary Benign Brachial plexus tumors: An experience of 115 operated cases - *Ketan Ishwarlal Desai*

11.10 Carpel tunnel syndrome - open surgical release technique - our experience - *B Hayagrivarao*

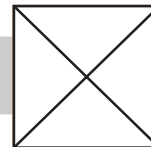
11.20 Surgical exposure of the Median nerve: Cadaver dissection - *Gopalakrishnan M S*

Concurrent Free paper session VI : History of Neurosciences Hall III

10.30 - 11.30 (8 mins talk + 2 mins discussion)

Chairpersons: Karam Chand, Hajinder S Bhatoe

10.30 Victor Horsley- Not only a neuroscientist but an inspiration - *Sarla Menon*



- 10.40 History of the evolution of neurosurgery in India - *Rakesh Ranjan*
10.50 Neurosurgical practice in rural India - *Jagadeesh V Morab*
11.00 Neurosurgery at JPN Apex Trauma Centre- the journey till now - *Deepak Agarwal*
11.10 History of Neurosurgery at the Cleveland Clinic - *Gazanfar Rahmathulla*
11.20 Exploring the various eras in surgery for Parkinson disease - *C Goutham*

Concurrent Free paper session VI: Pediatric Neurosciences Hall IV

10.30 - 11.30 (8 mins talk + 2 mins discussion)

Chairpersons: V R Sardana, Nishith Bhargava

- 10.30 Endoscopic Third Ventriculostomy and Choroid Plexus Coagulation in the management of hydrocephalic children under two years of age - *Sanjiv Bhatia*
10.40 Use of endoscopic third ventriculostomy in hydrocephalus of tubercular origin - *Nirav Anil Mehta*
10.50 Neuro endoscopic aqueductoplasty - our early experience - *K Vishnu Prasad*
11.00 Outcome analysis of endoscopic procedures in patients with aqueductal stenosis: surgical audit of a young faculty - *Sunil Kumar Singh*
11.10 Posterior Third ventricular Arachnoid cysts : A Proposed Classification - *Aaron Mohanty*
11.20 Our experience in Arachnoid Cyst cases - *N Saravanan*

Concurrent Free paper session VII: Neurotrauma Hall I

11.35 - 12.35 (8 mins talk + 2 mins discussion)

Chairpersons: Sanjeev Dua, Rajesh Acharya

- 11.35 Complications of decompressive craniectomy - *T V Ramakrishna Murthy*
11.45 Management of temporal lobe contusions - *Pradeep Kumar Jain*
11.55 Cranioplasty as a Surrogate Marker for Excellent Outcome in Severe Head Injury - *Shejoy P Joshua*
12.05 Morphometric analysis of Chronic Subdural Hematoma membrane with clinicoradiological correlation - A preliminary report - *Samarendra Nath Ghosh*
12.15 Use of subdural drain after treatment of chronic subdural haematoma through burr hole: helpful or harmful? - *Ashis Patnaik*
12.25 Post head injury hydrocephalus -a critical analysis of fifty cases - *TJ Rappai*

Concurrent Free paper session VII: Miscellaneous Neurosurgery Hall II

11.35 - 12.35 (8 mins talk + 2 mins discussion)

Chairpersons: V D Sinha, Ashis Patnaik

- 11.35 Spinal injury may show useful recovery even years after injury - *Vyom Bhargava*
11.45 Evaluation of role of autologous stem cell and omental transposition in spinal cord injury - *Chhitij Srivastava*
11.55 Post SCI Allodynic Peak Expression of Vanilloid-1, Bradykinin-1 and -2 Receptor mRNA Following NSC Transplantation - *Melissa Macias*
12.05 Symptomatic improvement of thoracolumbar Kyphosis following surgical treatment of spinal metastases - *Neena I Marupudi*
12.15 No dural closure in patients undergoing craniotomy for raised intracranial pressure: a clinical analysis of feasibility and outcome - *Rakesh Ranjan*
12.25 10 year experience of various endoscopic approaches and techniques of pituitary adenomas surgery (endoscopic) and their results - *Rajendra Prasad*

Concurrent Free paper session VII: History of Neuroscience Hall III

11.35 - 12.35 (8 mins talk + 2 mins discussion)

Chairpersons: Sushil Taparia, S K Jain

- 11.35 History of Pituitary Surgery - *Pradeep Kumar Jain*
11.45 Evolution of CP angle surgery - *Abhijit Kumar*
11.55 Kristen Kristansen- Great Neurosurgeon from Norway - *Karam Chand*
12.05 Richard Coy Schneider and the story of spinal cord syndromes - *Anil Pande*
12.15 James Garfield's spinal injury - *Hajinder S Bhatoe*

Concurrent Free paper session VII: Pediatric Neurosciences Hall IV


11.35 - 12.35 (8 mins talk + 2 mins discussion)

Chairpersons: Sanjiv Bhatia, Aaron Mohanty

- 11.35 Surgical outcome in Chiari malformation - *P S Harinivas*
11.45 Pediatric meningiomas: a study of 21 cases - *Suneel N Shah*
11.55 Outcome predictors in moderate to severe traumatic brain injury in children : A prospective study - *R K Dua*
12.05 A study to formulate a strategy for prevention of shunt infections - *T P Jeyaselvasenthil Kumar*
12.15 Does Intra op MRI (IMRIS) enhance the safety and efficacy of resection of tumors? -A report of initial experience from tertiary care private centre - *Anandh Balasubramaniam*
12.25 Vagal Nerve Stimulation in children - a single institutional experience - *Vivek Josan*

12.35 - 13.00 Closing Ceremony Hall I

13.00 Lunch



Agenda for the Annual General Body Meeting to be held on 18th December 2010, 600 pm at Jaipur during 59th Annual Conference of Neurological Society of India.

1. President calls the meeting to order.
2. Condolences - Dr Balaji Sadasivan.
3. Minutes of EC meeting including Secretary's Report.
4. Treasurer's Report.
5. Editor's Report.
6. CME Convener's Report.
7. Webmaster's Report.
8. Orators for next year conference.
9. 2012 Conference.
10. Results of elections.
11. Results of awards.
12. Presentation by Organizing Secretary of next conference.
13. Thanks to Organizing Secretary.
14. Any other matter.

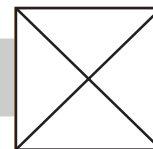
CONFERENCES

National

1. 21st Annual Conference of the Indian Society of Pediatric Neurosurgery
Dates: November 18 - 21, 2010
Organizer / Venue: Nizams Institute of Medical Sciences, Hyderabad
Contact: Dr. Suchanda Bhattacharjee, Organising Secretary, Neuropedicon 2010, Dept. of Neurosurgery, Nizam's Institute of Medical Sciences, Hyderabad www.neuropedicon2010.org
2. Neurosurgery Basic Skills Training Workshops
Dates: November 26-28, 2010
Organizer/Venue: Department of Neurosurgery, All India Institute of Medical Sciences, New Delhi, India
Contact: Dr Ashish Suri, Secretary, surineuro@gmail.com, nets.aiims@gmail.com, <http://aiims.nets.org/neurosurgerytraining.html>
3. ECON-2011, Pre Conference Workshp and 12th Joint Annual Conference of Indian Epilepsy Association and Indian Epilepsy Society
Dates: February 25 - 27, 2011
Organizer/Venue: Hotel Life, Ludhiana
Contact: Dr Gagandeep Singh, Organising Secretary, Department of Neurology, Dayanand Medical College, Ludhiana 141001, Punjab econ2011@econ2011.in, www.econ2011.in
4. Fellowship program on endoscopic surgery of spine and brain
Dates: 28th March to 3rd April 2011
Organizer/Venue: Jabalpur
Contact: Dr. Y. R. Yadav, Head of Neurosurgery, Government Medical College, Jabalpur, MP yadavyr@yahoo.co.in

International

1. 8th Asian Congress of Neurological Surgeons incorporating the 1st Asian Neurosurgical Nursing Congress Meet
Dates: November 22-24, 2010



Organizer / Venue: Kuala Lumpur Convention Centre, Kuala Lumpur, Malaysia
Contact: www.ACNS2010.org

2. International Society of Pediatric Neurosurgery
Dates: October 9-13, 2011
Organizer / Venue: Goa
Contact: Dr.Chandrashekhar Deopujari, 126-B First Floor, MRC Bombay Hospital, New Marine Lines, Mumbai 400020 cdeopujari@hotmail.com
3. XIV Interim Meeting of the WFNS
Dates: 14th to 17th September 2011
Organizer/Venue: Recife (Porto de Galinhas)
Contact: Professor Hildo Azevedo-Filho, Chairman, Organizing Committee
azevedoh@uol.com.br

MEMBERS' USERNAME AND PASSWORD

All members (Full/Life and Associate) are eligible to obtain their Username and Password to access their profile on the NSI website (www.neurosocietyindia.com). **Since this is the only Address Database used by all the Officials of the Society (Editor, Secretary, Treasurer, President Elect), it is in your interest to ensure that your address and email address are accurate.** All members are requested to obtain the same by writing to the webmaster@neurosocietyindia.org. Details on how to access your personal profile will be mentioned in the letter sent along with the username and password. In case of any difficulty please contact the Webmaster at the email address mentioned above. This is an appeal to all members to provide their email id to the Webmaster so that the communications between the Society and the Members will be easy and paperless. You will also benefit by being sent Email Alerts about various activities of and news about the Society. Please cooperate by immediately applying for your username and password.

The last newsletter was returned by the postal department without being delivered to the following members. I request any member who knows the correct address of the following members to please contact me at secretary@neurosocietyindia.org

PNP-21 Dr J G Phadke	MNPATH-1 Dr, D K Manghani	SNP-13 Dr Pravina U Shah	PNP-25 Dr M D Patra
KA-128 Dr Prakash Khetan	RNS-64 Dr M L A Rahman	SNAN-3 Dr H Surmah	ANS-9 Dr Syed Basit Ali
SA-227 Dr Ravindra Srivastava	PNS-33 Dr Avinash Prasad	MNS-29 Dr A V Medlery	GNS-3 Dr A K Garg
MA-99 Dr Shyam Kishore Mishra	PNS-91 Dr Mukund Prasad	KA-137 Dr P Sunil Kumar	GNS-20 Dr R Rajendran
SA-239 Dr N S Sampath Kumar	NNS-9 Dr P Natarajan	SNPSY-1 Dr M Sabiha Sultana	MNP-28 Dr A Murugesan
KA-121 Dr N Pratap Kumar	TNP-14 Dr Mohan Tampi	SNP-55 Dr M R Sivakumar	SNP-73 Dr M Subbaiah
BNS-62 Dr J V Bhushan	MNS-19 Dr M Mohamed	MNP-24 Dr S Ram Manohar	KA-122 Dr Sanjay Kumar
BA-96 Dr Arun Bhandari	PNS-53 Dr S S Praha Raj	VNP-13 Dr Mukil Varma	SNP-87 Dr Prem K Sinha